

Gaps in Clusters (Preliminary)

Murat Arik, Ph.D.
Associate Director

Business and Economic Research Center
Jennings A. Jones College of Business
Middle Tennessee State University
P.O. Box 102
Murfreesboro, TN 37132

Section III: Cluster Details and Gap Analysis

Section III: Cluster Details with Linkages

Cluster Number

11

Cluster Name

Computer and Electronic Equipment

Cluster Status:

STAR

Technology Content:

Technology-Intensive

Region's Average Wage (07Q1) < Cluster Wage

\$32,192

Number of Establishments

2001 Q1	2007 Q1	% Change
15	15	0

Average Wage

33,489 33,863 1.12

Total Employment

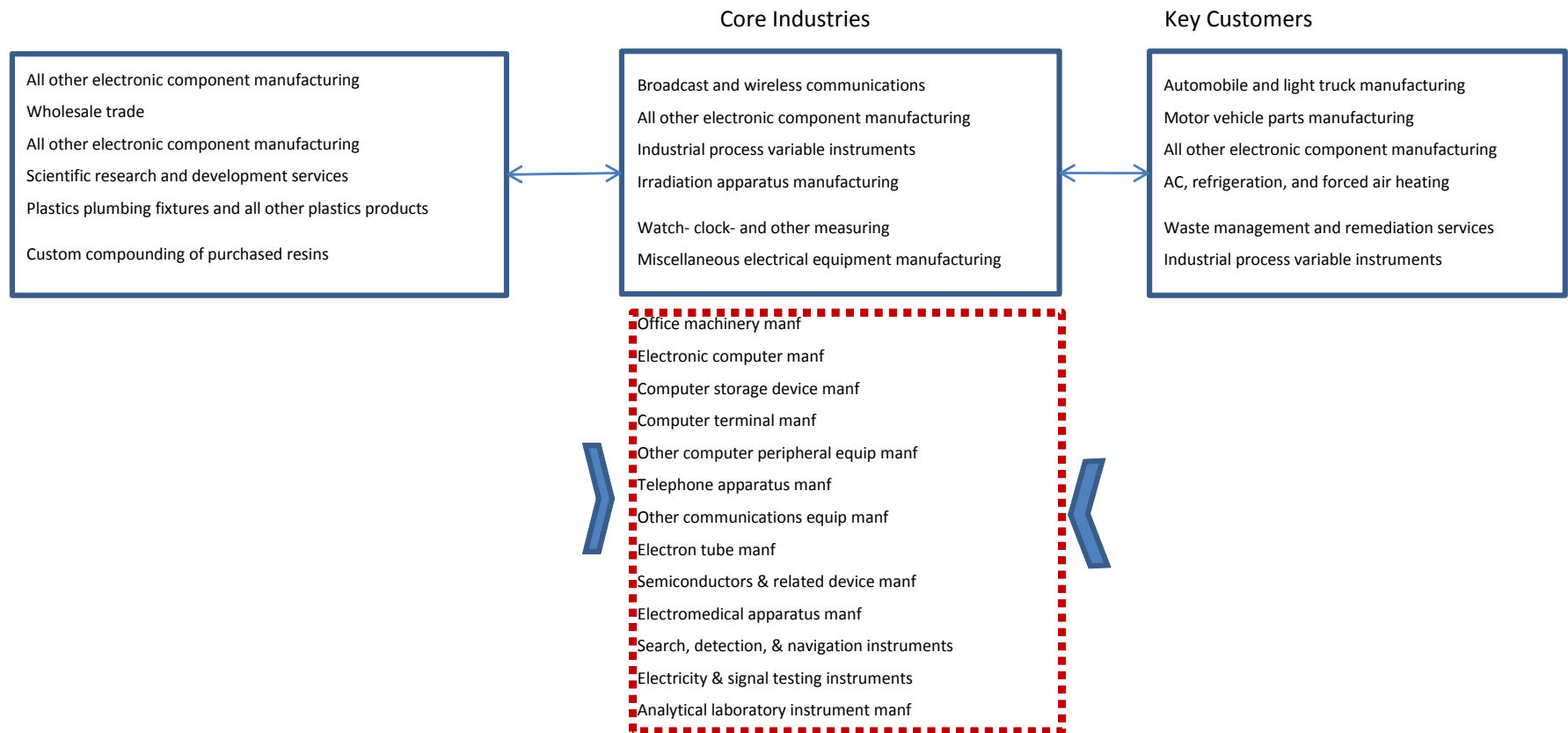
1,336 1,096 -17.96

Solid Line

Cluster membership

Dashed Line

Gaps in cluster



Section III: Cluster Details with Linkages

Cluster Number
Cluster Name

12
Construction Machinery and Distribution Equipment

Cluster Status: **TRANSFORMING**
Technology Content: Semi-Technology-Intensive (50 Percent)

Region's Average Wage (07Q1)<Cluster Wage
\$32,192

Number of Establishments

2001 Q1	2007 Q1	% Change
7	8	14.28571

Average Wage

26,040 34,963 34.27

Total Employment

1,742 183 -89.49

Solid Line

Cluster membership

Dashed Line

Gaps in cluster

Key Suppliers

Core Industries

Key Customers

Wholesale trade
Motor vehicle parts manufacturing
Truck transportation
Plastics plumbing fixtures and all other plastics products
Other state and local government enterprises
Monetary authorities and depository credit intermediation
Farm machinery and equipment manufacturing
Motor vehicle parts manufacturing

Farm machinery and equipment manufacturing
Lawn and garden equipment manufacturing
Construction machinery manufacturing
Mining machinery and equipment manufacturing
Metal cutting machine tool manufacturing
Turbine and turbine generator set units
Elevator and moving stairway manufacturing
Industrial truck- trailer- and stacker

Cattle ranching and farming
Household goods repair and maintenance
Poultry and egg production
Cattle ranching and farming
Other state and local government enterprises
Greenhouse and nursery production
Animal production, except cattle and poultry and eggs
Automobile and light truck manufacturing

Oil & gas field machinery & equip
Paper industry machinery manf
Textile machinery manf
Food product machinery manf
Rolling mill & other metalworking machinery
Other engine equip manf
Conveyor & conveying equip manf
Overhead cranes, hoists, & monorail systems
Packaging machinery manf
Industrial process furnace & oven manf
Fluid power cylinder & actuator manf
Electric power & specialty transformer manf
Railroad rolling stock manf
Motorcycle, bicycle, & parts manf

Section III: Cluster Details with Linkages

Cluster Number

13

Cluster Status:

STAR/MATURE

Cluster Name

Motor Vehicles

Technology Content:

Semi-Technology-Intensive (46 Percent)

Region's Average Wage (07Q1) < Cluster Wage

Number of Establishments

2001 Q1	2007 Q1	% Change
37	48	29.72973

\$32,192

Average Wage

50,008 54,157 8.30

Total Employment

13,905 11,544 -16.98

Solid Line

Cluster membership

Dashed Line

Gaps in cluster

Key Suppliers

Core Industries

Key Customers

Motor vehicle parts manufacturing

Wholesale trade

Automotive repair and maintenance, except car washes

Truck transportation

Glass and glass products, except glass containers

Automobile and light truck manufacturing

Automobile and light truck manufacturing

Motor vehicle body manufacturing

Travel trailer and camper manufacturing

Motor vehicle parts manufacturing

Other aircraft parts and equipment

Boat building

Automobile and light truck manufacturing

Motor vehicle parts manufacturing

Automotive repair and maintenance, except car washes

Truck transportation

Waste management and remediation services

Lawn and garden equipment manufacturing

Audio & video equip manf

Electric lamp bulb and part manufacturing

Heavy duty truck manf

Truck trailer manf

Motorcycle, bicycle, & parts manf

All other transport equip manf

Section III: Cluster Details with Linkages

Cluster Number

21

Cluster Name

Glass Products

Cluster Status:

STAR

Technology Content:

None

Region's Average Wage (07Q1) < Cluster Wage

\$32,192

Number of Establishments

2001 Q1	2007 Q1	% Change
10	11	10

Average Wage

27,091 34,932 28.94

Total Employment

1,036 626 -39.58

Solid Line

Cluster membership

Dashed Line

Gaps in cluster

Key Suppliers

Core Industries

Key Customers

Glass and glass products, except glass containers
Wholesale trade
Truck transportation
Other basic inorganic chemical manufacturing
Plastics packaging materials, film and sheet
Wood container and pallet manufacturing
Power generation and supply

Vitreous china and earthenware articles
Glass and glass products- except glass
Metal coating and nonprecious engraving
Electroplating- anodizing- and coloring

Automobile and light truck manufacturing
Glass and glass products, except glass containers
Scientific research and development services
Plastics plumbing fixtures and all other plastics products
Plastics packaging materials, film and sheet
Motor vehicle parts manufacturing

Vitreous china plumbing fixture manf
Porcelain electrical supply manf
Brick & structural clay tile manf
Ceramic wall & floor tile manf
Nonclay refractory manf
Clay refractory & other structural clay products
Glass container manf
Cement manf
Ground or treated minerals & earths manf
misc nonmetallic mineral products
Metal heat treating



Section III: Cluster Details with Linkages

Cluster Number

22

Cluster Name

Machine Tools

Cluster Status:

MATURE

Technology Content:

Small-Technology-Intensive (7 Percent)

Region's Average Wage (07Q1) < Cluster Wage

\$32,192

2001 Q1	2007 Q1	% Change
91	92	1.10
33,565	43,488	29.56
3,365	2,263	-32.75

Cluster membership

Gaps in cluster

Number of Establishments

Average Wage

Total Employment

Solid Line

Dashed Line

Key Suppliers

Core Industries

Key Customers

- Sawmills
- Machine shops
- Wholesale trade
- Burial casket manufacturing
- Truck transportation
- Real estate
- Ball and roller bearing manufacturing
- Other state and local government enterprises
- Plastics plumbing fixtures and all other plastics products



- Iron and steel forging
- Hand and edge tool manufacturing
- Hardware manufacturing
- Spring and wire product manufacturing
- Machine shops
- Turned product and screw- nut- and bolt
- Metal valve manufacturing
- Ball and roller bearing manufacturing
- Industrial mold manufacturing
- Special tool- die- jig- and fixture man
- Cutting tool and machine tool accessory
- Speed changers and mechanical power tra
- Burial casket manufacturing



- Motor vehicle parts manufacturing
- Automobile and light truck manufacturing
- AC, refrigeration, and forced air heating
- Burial casket manufacturing
- Mattress manufacturing
- Machine shops

- Saw blade & handsaw manf
- Small arms manf
- Industrial pattern manf
- Air purification equip manf
- Industrial & commercial fan & blower manf
- Fluid power cylinder & actuator manf
- Fluid power pump & motor manf
- Military armored vehicles & tank parts manf



Section III: Cluster Details with Linkages

Cluster Number

31

Cluster Name

Concrete, Brick Building Products

Cluster Status:

STAR

Technology Content:

None

Region's Average Wage (07Q1) < Cluster Wage

\$32,192

Number of Establishments

2001 Q1	2007 Q1	% Change
27	31	14.81
26,567	33,924	27.69
626	636	1.60

Average Wage

Total Employment

Solid Line

Cluster membership

Dashed Line

Gaps in cluster

Key Suppliers

Core Industries

Key Customers

Truck transportation
Wholesale trade
Cut stone and stone product manufacturing
Other basic inorganic chemical manufacturing
Other state and local government enterprises

Ready-mix concrete manufacturing
Concrete block and brick manufacturing
Other concrete product manufacturing
Gypsum product manufacturing
Cut stone and stone product manufacturi
Electric housewares and household fan m

Cut stone and stone product manufacturing
Sproting and athletic goods manufacturing
Maintenance and repair of nonresidential buildings
Maintenance and repair of farm and nonfarm residential structures
Real estate
Ready-mix concrete manufacturing

Brick & structural clay tile manf
Ceramic wall & floor tile manf
Cement manf
Concrete pipe manf
Lime manf
Prefabricated metal buildings & components
ENAMELED IRON & METAL SANITARY WARE MANF
Other major household appliance manf
Switchgear & switchboard apparatus manf
Wood office furniture manf

Section III: Cluster Details with Linkages

Cluster Number

32

Cluster Status:

MATURE

Cluster Name

Nondurable Industry Machinery

Technology Content:

Small-Tehnology Intensive (4 percent)

2001 Q1	2007 Q1	% Change
73	61	-16.44
33,809	35,018	3.58
10,357	2,376	-77.06

Region's Average Wage (07Q1)<Cluster Wage

\$32,192

Number of Establishments

Average Wage

Total Employment

Solid Line

Cluster membership

Dashed Line

Gaps in cluster

Key Suppliers

Core Industries

Key Customers

Wholesale trade
 Motor and generator manufacturing
 Truck transportation
 Telecommunications
 Real estate
 Monetary authorities and depository credit intermediation
 Plastics plumbing fixtures and all other plastics products
 Machine shops
 Maintenance and repair of nonresidential buildings



Sawmill and woodworking machinery
 Plastics and rubber industry machinery
 Printing machinery and equipment manufa
 All other industrial machinery manufact
 Other commercial and service industry m
 Heating equipment- except warm air furn
 AC- refrigeration- and forced air heati
 Metal forming machine tool manufacturin
 Air and gas compressor manufacturing
 Power-driven handtool manufacturing
 Motor and generator manufacturing
 Relay and industrial control manufactur
 Commercial machinery repair and mainten



Waste management and remediation services
 AC, refrigeration, and forced air heating
 Automobile and light truck manufacturing
 Motor vehicle parts manufacturing
 Scientific research and development services
 Motor and generator manufacturing
 Commercial printing
 Sawmills
 Wholesale trade



Food product machinery manf
 Pump & pumping equip manf
 Other engine equip manf
 Scales, balances, & misc general purpose machinery
 Measuring & dispensing pump manf
 Conveyor & conveying equip manf
 Rolling mill & other metalworking machinery
 Paper industry machinery manf
 Fluid power pump & motor manf
 Semiconductor machinery manf
 Welding & soldering equip manf



Section III: Cluster Details with Linkages

Cluster Number

41

Cluster Name

Metalworking and Fabricated Metal Products

Cluster Status:

MATURE

Technology Content:

Somewhat-Tehnology Intensive (22 percent)

Number of Establishments

2001 Q1	2007 Q1	% Change
41	44	7.32

Average Wage

31,192 32,060 2.78

Total Employment

1,114 1,067 -4.22

Region's Average Wage (07Q1)>Cluster Wage
\$32,192

Solid Line

Cluster membership

Dashed Line

Gaps in cluster

Key Suppliers

Wholesale trade
Truck transportation
Motor vehicle parts manufacturing
Real estate
Monetary authorities and depository credit intermediation
Special tool, die, jig, and fixture manufacturing
Power generation and supply
Maintenance and repair of nonresidential buildings

Core Industries

Steel wire drawing
All other forging and stamping
Fabricated structural metal manufacturi
Plate work manufacturing
Metal window and door manufacturing
Sheet metal work manufacturing
Ornamental and architectural metal work
Metal tank- heavy gauge- manufacturing
Fabricated pipe and pipe fitting manufa
Miscellaneous fabricated metal product

Key Customers

Automobile and light truck manufacturing
Motor vehicle parts manufacturing
AC, refrigeration, and forced air heating
Motor and generator manufacturing
Metal tank, heavy gauge, manufacturing
Aluminum foundries
Soft drink and ice manufacturing

Custom roll forming
Prefabricated metal buildings & components
Power boiler & heat exchanger manf
Industrial & commercial fan & blower manf

Section III: Cluster Details with Linkages

Cluster Number

51

Cluster Status:

STAR

Cluster Name

Chemical-Based Products

Technology Content:

Tehnology Intensive

Number of Establishments

2001 Q1	2007 Q1	% Change
5	6	20.00

Region's Average Wage (07Q1)<Cluster Wage

\$32,192

Average Wage

112,436 84,662 -24.70

Total Employment

260 62 -76.15

Solid Line

Cluster membership

Dashed Line

Gaps in cluster

Key Suppliers

Core Industries

Key Customers

Truck transportation

Other basic inorganic chemical manufacturing

Carbon and graphite product manufacturing

Wholesale trade

Power generation and supply

State and local government electric utilities

Synthetic dye and pigment manufacturing

Other basic inorganic chemical manufact

Other basic organic chemical manufactur

Explosives manufacturing

Carbon and graphite product manufacturi

Glass and glass products, except glass containers

Tire manufacturing

Plastic material and resin manufacturing

Pesticide and other agricultural chemical manufacturing

Scientific research and development services

Other rubber product manufacturing

Other basic inorganic chemical manufacturing

Rendering and meat byproduct processing

Reconstituted wood product manufacturin

Pulp mills

Paper and paperboard mills

Petrochemical manufacturing

Industrial gas manufacturing

Synthetic rubber manufacturing

Cellulosic organic fiber manufacturing

Noncellulosic organic fiber manufacturi

Nitrogenous fertilizer manufacturing

Phosphatic fertilizer manufacturing

Fertilizer- mixing only- manufacturing

Brick and structural clay tile manufact

Nonclay refractory manufacturing

Clay refractory and other structural cl

Mineral wool manufacturing

Alumina refining

Section III: Cluster Details with Linkages

Cluster Number

52

Cluster Status:

EMERGING

Cluster Name

Mining

Technology Content:

None

Number of Establishments

2001 Q1	2007 Q1	% Change
17	14	-17.65

Region's Average Wage (07Q1) < Cluster Wage
\$32,192

Average Wage

32,047 46,694 45.70

Total Employment

232 226 -2.59

Solid Line

Cluster membership

Dashed Line

Gaps in cluster

Key Suppliers

Core Industries

Key Customers

Scenic and sightseeing trans and support activities for transaction
Machinery and equipment rental and leasing
Truck transportation
Other state and local government enterprises
Power generation and supply
Wholesale trade
Explosives manufacturing
Computer systems design services

Stone mining and quarrying
Sand- gravel- clay- and refractory mini
Other nonmetallic mineral mining
Rail transportation

Automobile and light truck manufacturing
Motor vehicle parts manufacturing
Other snack food manufacturing
Secondary smelting and alloying of aluminum
Truck transportation
State and local government electric utilities

Coal mining
Iron ore mining
Copper- nickel- lead- and zinc mining
Gold- silver- and other metal ore minin
Support activities for oil and gas oper
Support activities for other mining

Section III: Cluster Details with Linkages

Cluster Number

53

Cluster Status:

MATURE

Cluster Name

Paper

Technology Content:

None

Number of Establishments

2001 Q1	2007 Q1	% Change
48	48	0.00

Region's Average Wage (07Q1) < Cluster Wage

Average Wage

34,039 39,432 15.84

\$32,192

Total Employment

2,654 2,832 6.71

Solid Line

Cluster membership

Dashed Line

Gaps in cluster

Key Suppliers

Core Industries

Key Customers

Truck transportation
Plastics packaging materials, film and sheet
Wholesale trade
Custom compounding of purchased resins

Paperboard container manufacturing
Coated and laminated paper and packagin
Coated and uncoated paper bag manufactu
Envelope manufacturing
Manifold business forms printing
Plastics packaging materials- film and
Laminated plastics plate- sheet- and sh

Other snack food manufacturing
Office supplies, except paper, manufacturing
Plastics packaging materials, film and sheet
Plastics plumbing fixtures and all other plastics products
Motor vehicle parts manufacturing
Poultry processing
Glass and glass products, except glass containers
AC, refrigeration, and forced air heating
Power-driven handtool manufacturing

Flexible packaging foil manf
Surface-coated paperboard manufacturing
Die-cut paper office supplies manf
Stationery & related product manf
Sanitary paper product manf
All other converted paper product manf
Blankbook & looseleaf binder manf
Printing ink manf
Photographic film & chemical manf

Section III: Cluster Details with Linkages

Cluster Number

54

Cluster Name

Petroleum and Gas

Cluster Status:

Emerging

Technology Content:

Somewhat

Region's Average Wage (07Q1) < Cluster Wage
\$32,192

Number of Establishments

2001 Q1	2007 Q1	% Change
101	122	20.79

Average Wage

35,324	39,794	12.65
--------	--------	-------

Total Employment

2,209	2,423	9.69
-------	-------	------

Solid Line

Cluster membership

Dashed Line

Gaps in cluster

Key Suppliers

Core Industries

Key Customers

Waste management and remediation services
Plastic material and resin manufacturing
Commercial machinery repair and maintenance
Truck transportation
Wholesale trade
Other state and local government enterprises
Household goods repair and maintenance

Oil and gas extraction
Drilling oil and gas wells
Power generation and supply
Natural gas distribution
Water- sewage and other systems
Asphalt paving mixture and block manufa
Plastics material and resin manufacturi
Waste management and remediation servic

Waste management and remediation services
Plastic material and resin manufacturing
Motor vehicle parts manufacturing
Real estate
Automobile and light truck manufacturing
Pesticide and other agricultural chemical manufacturing
Scientific research and development services
Glass and glass products, except glass containers

Petroleum refineries
All other petroleum & coal products manf
Petrochemical manf
Industrial gas manf
Nitrogenous fertilizer manf
Pipeline transport

Section III: Cluster Details with Linkages

Cluster Number

55

Cluster Status:

Mature

Cluster Name

Plastics Products

Technology Content:

Little (5 percent)

Number of Establishments

2001 Q1	2007 Q1	% Change
39	36	-7.69

Region's Average Wage (07Q1) < Cluster Wage

\$32,192

Average Wage

33,513 36,342 8.44

Total Employment

2,219 1,764 -20.50

Solid Line

Cluster membership

Dashed Line

Gaps in cluster

Key Suppliers

Core Industries

Key Customers

Truck transportation
 Plastics packaging materials, film and sheet
 Wholesale trade
 Pesticide and other agricultural chemical manufacturing
 Plastic material and resin manufacturing
 Plastics plumbing fixtures and all other plastics products
 Other basic organic chemical manufacturing
 Custom compounding of purchased resins

Pesticide and other agricultural chemic
 Adhesive manufacturing
 Custom compounding of purchased resins
 Plastics pipe- fittings- and profile sh
 Resilient floor covering manufacturing
 Plastics plumbing fixtures and all othe
 Foam product manufacturing

Automobile and light truck manufacturing
 Motor vehicle parts manufacturing
 Toilet preparation manufacturing
 Food services and drinking places
 AC, refrigeration, and forced air heating
 Mattress manufacturing
 Pesticide and other agricultural chemical manufacturing

Synthetic rubber manf
 Cellulosic organic fiber manf
 Noncellulosic organic fiber manf
 Photographic film & chemical manf
 Plastics bottle manf

Section III: Cluster Details with Linkages

Cluster Number

56

Cluster Status:

STAR

Cluster Name

Rubber Products

Technology Content:

None

Number of Establishments

2001 Q1	2007 Q1	% Change
8	11	37.50

Region's Average Wage (07Q1)<Cluster Wage

\$32,192

Average Wage

35,453 64,532 82.02

Total Employment

2,762 2,761 -0.04

Solid Line

Cluster membership

Dashed Line

Gaps in cluster

Key Suppliers

Core Industries

Key Customers

Truck transportation
Wholesale trade
Other basic inorganic chemical manufacturing
Textile and fabric finishing mills
Plastic material and resin manufacturing
Architectural and engineering services
Power generation and supply

Tire manufacturing
Rubber and plastics hose and belting ma
Other rubber product manufacturing
Kitchen utensil- pot- and pan manufactu
Sporting and athletic goods manufacturi
Gasket- packing- and sealing device man
Buttons- pins- and all other miscellane

Automobile and light truck manufacturing
Motor vehicle parts manufacturing
Glass and glass products, except glass containers
AC, refrigeration, and forced air heating
Other snack food manufacturing
Tire manufacturing

Photographic film & chemical manf
Other ordnance & accessories manf
Ammunition manf
Storage battery manf
Primary battery manf
Dental equip & supplies manf

Section III: Cluster Details with Linkages

Cluster Number

61

Cluster Status:

TRANSFORMING

Cluster Name

Business Services

Technology Content:

Some (10 percent)

Region's Average Wage (07Q1) < Cluster Wage

Number of Establishments

2001 Q1	2007 Q1	% Change
806	1039	28.91

\$32,192

Average Wage

25,205 35,723 41.73

Total Employment

11,134 14,566 30.82

Solid Line

Cluster membership

Dashed Line

Gaps in cluster

Key Suppliers

Core Industries

Key Customers

Real estate
Wholesale trade
Telecommunications
Couriers and messengers
Employment services
Advertising and related services
Monetary authorities and depository credit intermediation
Services to buildings and dwellings
Architectural and engineering services



Wholesale trade
Machinery and equipment rental and leas
Legal services
Accounting and bookkeeping services
Architectural and engineering services
Specialized design services
Management consulting services
Environmental and other technical consu
Advertising and related services
Office administrative services
Facilities support services
Employment services
Business support services
Other support services



Automobile and light truck manufacturing
Motor vehicle parts manufacturing
AC, refrigeration, and forced air heating
Other snack food manufacturing
Distilleries
Secondary smelting and alloying of aluminum
Scientific research and development services
Office supplies, except paper, manufacturing

Section III: Cluster Details with Linkages

Cluster Number

71

Cluster Status:

MATURE

Cluster Name

Leather Products

Technology Content:

NONE

Number of Establishments

2001 Q1	2007 Q1	% Change
18	12	-33.33

Region's Average Wage (07Q1)>Cluster Wage

\$32,192

Average Wage

18,474 30,412 64.62

Total Employment

455 197 -56.70

Solid Line

Cluster membership

Dashed Line

Gaps in cluster

Key Suppliers

Core Industries

Key Customers

Animal, except poultry, slaughtering
Truck transportation
Leather and hide tanning and finishing
Wholesale trade
Accessories and other apparel manufacturing
Other basic inorganic chemical manufacturing
Textile and fabric finishing mills

Other miscellaneous textile product mil
Accessories and other apparel manufactu
Leather and hide tanning and finishing
Footwear manufacturing
Other leather product manufacturing

Automobile and light truck manufacturing
Motor vehicle parts manufacturing
Leather and hide tanning and finishing
Accessories and other apparel manufacturing
Cut and sew apparel manufacturing
Gasket, packing, and sealing device manufacturing
Other miscellaneous textile product mills

Cellulosic organic fiber manufacturing

Section III: Cluster Details with Linkages

Cluster Number

72

Cluster Name

Optical Equipment and Instruments

Cluster Status:

STAR

Technology Content:

Little (6 percent)

Region's Average Wage (07Q1) < Cluster Wage

\$32,192

Number of Establishments

2001 Q1	2007 Q1	% Change
54	49	-9.26
28,250	36,590	29.52
4,192	2,916	-30.44

Average Wage

Total Employment

Solid Line

Cluster membership

Dashed Line

Gaps in cluster

Key Suppliers

Core Industries

Key Customers

Wholesale trade
Truck transportation
Plastics packaging materials, film and sheet
Office supplies, except paper, manufacturing
Sawmills
Plastics plumbing fixtures and all other plastics products
Other state and local government enterprises
Real estate
Monetary authorities and depository credit intermediation
Wood container and pallet manufacturing

Surgical and medical instrument manufac
Surgical appliance and supplies manufac
Office supplies- except paper- manufact
Musical instrument manufacturing

Office supplies, except paper, manufacturing
Surgical appliance and supplies manufacturing
Toilet preparation manufacturing
Other ambulatory health care services
Surgical and medical instrument manufacturing
Veterinary services

Tradebinding & related work
Photographic film & chemical manf
Plastics bottle manf
Cutlery & flatware, except precious, manf
Software reproducing
Audio & video media reproduction
Magnetic & optical recording media manf
Ophthalmic goods manf
Doll, toy, & game manf

Section III: Cluster Details with Linkages

Cluster Number

73

Cluster Name

Textiles and Apparel

Cluster Status:

MATURE

Technology Content:

NONE

Region's Average Wage (07Q1) > Cluster Wage

\$32,192

Number of Establishments

2001 Q1	2007 Q1	% Change
34	29	-14.71

Average Wage

17,562	22,527	28.27
--------	--------	-------

Total Employment

1,976	1,353	-31.53
-------	-------	--------

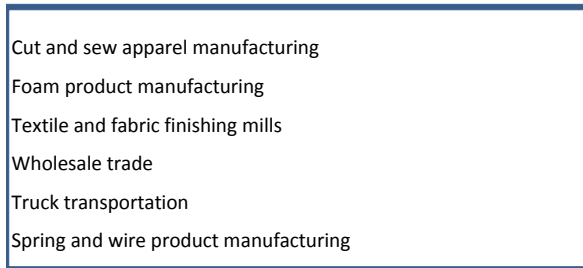
Solid Line

Cluster membership

Dashed Line

Gaps in cluster

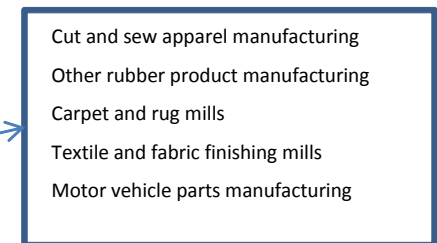
Key Suppliers



Core Industries



Key Customers



Section III: Cluster Details with Linkages

Cluster Number

74

Cluster Status:

TRANSFORMING

Cluster Name

Wood Product and Furniture

Technology Content:

NONE

2001 Q1	2007 Q1	% Change
7	8	14.29
25,521	25,450	-0.28
351	102	-70.94

Region's Average Wage (07Q1)>Cluster Wage

Number of Establishments

7 8 14.29

\$32,192

Average Wage

25,521 25,450 -0.28

Total Employment

351 102 -70.94

Solid Line

Cluster membership

Dashed Line

Gaps in cluster

Key Suppliers

Core Industries

Key Customers

Wholesale trade
Plastics plumbing fixtures and all other plastics products
Sawmills
Truck transportation
Textile and fabric finishing mills
Institutional furniture manufacturing
Foam product manufacturing

Institutional furniture manufacturing
Custom architectural woodwork and millw
Office furniture- except wood- manufact
Showcases- partitions- shelving- and lo

Nonupholstered wood household furniture manufacturing
Institutional furniture manufacturing
Office supplies, except paper, manufacturing
Motor vehicle parts manufacturing
Other federal Government enterprises
Office furniture, except wood, manufacturing
Other household and institutional furniture

Metal household furniture manf
Wood office furniture manf

Section III: Cluster Details with Linkages

Cluster Number

81

Cluster Name

Aluminum and Copper Products

Cluster Status:

MATURE

Technology Content:

NONE

Region's Average Wage (07Q1) < Cluster Wage

\$32,192

Number of Establishments

2001 Q1	2007 Q1	% Change
19	20	5.26

Average Wage

33,672	51,480	52.89
---------------	---------------	--------------

Total Employment

3,304	2,221	-32.78
-------	-------	--------

Solid Line

Cluster membership

Dashed Line

Gaps in cluster

Key Suppliers

Core Industries

Key Customers

- Wholesale trade
- Truck transportation
- Veterinary services
- Waste management and remediation services
- Rail transportation
- Special tool, die, jig, and fixture manufacturing
- Monetary authorities and depository credit intermediation
- Power generation and supply
- State and local government electric utilities
- Secondary smelting and alloying of aluminum
- Commercial machinery repair and maintenance
- Custom compounding of purchased resins

- Iron and steel mills
- Secondary smelting and alloying of alum
- Other aluminum rolling and drawing
- Primary nonferrous metal- except copper
- Copper rolling- drawing- and extruding
- Nonferrous metal- except copper and alu
- Ferrous metal foundries
- Aluminum foundries
- Metal can- box- and other container man
- Dental laboratories

- Motor vehicle parts manufacturing
- AC, refrigeration, and forced air heating
- Secondary smelting and alloying of aluminum
- Copper rolling, drawing, and extruding
- Soft drink and ice manufacturing
- All other forging and stamping
- Motor and generator manufacturing
- Burial casket manufacturing

- Aluminum extruded product manf
- Aluminum sheet, plate, & foil manf
- Blind and shade manufacturing
- Copper wire, except mechanical, drawing
- Electric lamp bulb and part manufacturing
- Ferroalloy & related product manf
- Jewelry & silverware manf
- Nonferrous forging
- Nonferrous foundries, except aluminum
- Other communication & energy wire manf
- Primary aluminum production
- Primary smelting & refining of copper
- Secondary processing of copper
- Secondary processing of other nonferrous
- Ship building & repairing



Section III: Cluster Details with Linkages

Cluster Number

91

Cluster Name

Feed Products

Cluster Status:

STAR

Technology Content:

NONE

Region's Average Wage (07Q1) > Cluster Wage
\$32,192

Number of Establishments

2001 Q1	2007 Q1	% Change
25	23	-8.00

Average Wage

14,704 23,239 58.05

Total Employment

150 90 -40.00

Solid Line

Cluster membership

Dashed Line

Gaps in cluster

Key Suppliers

Core Industries

Key Customers

Cattle ranching and farming
All other crop farming
Real estate
Agriculture and forestry support activities
Poultry and egg production
Veterinary services

Cattle ranching and farming
Poultry and egg production
Animal production- except cattle and po
Hunting and trapping
Agriculture and forestry support activi
Other animal food manufacturing

Poultry processing
Animal, except poultry, slaughtering
Cattle ranching and farming
Hunting and trapping
Poultry and egg production
Cattle ranching and farming
Logging
Greenhouse and nursery production
Animal production, except cattle and poultry and eggs

Dog & cat food manf
Fishing
Forest nurseries, forest products, & timber tracts
Other oilseed processing
Rice milling
Seafood product preparation and packaging
Soybean processing

Section III: Cluster Details with Linkages

Cluster Number
Cluster Name

92

Packaged Food Products

2001 Q1	2007 Q1	% Change
19	22	15.79
27,054	33,717	24.63
3,605	3,188	-11.57

Cluster Status:

STAR

Technology Content:

NONE

Region's Average Wage (07Q1)<Cluster Wage

\$32,192

Number of Establishments

Average Wage

Total Employment

Solid Line

Dashed Line

Key Suppliers

Cluster membership

Gaps in cluster

Core Industries

Key Customers

Poultry and egg production
Poultry processing
Cattle ranching and farming
Wholesale trade
Truck transportation
Animal production, except cattle and poultry and eggs
Plastics packaging materials, film and sheet

Confectionery manufacturing from purcha
Animal- except poultry- slaughtering
Meat processed from carcasses
Poultry processing
Bread and bakery product- except frozen
Other snack food manufacturing
Mayonnaise- dressing- and sauce manufac
All other food manufacturing

Poultry processing
Food services and drinking places
Leather and hide tanning and finishing
Animal, except poultry, slaughtering
Other snack food manufacturing
Toilet preparation manufacturing

Breakfast cereal manf
Coffee & tea manf
Confectionery manf from cacao beans
Cookie & cracker manf
Dry pasta manf
Fats & oils refining & blending
Flavoring syrup & concentrate manf
Frozen cakes & other pastries manf
Frozen food manf
Mixes & dough made from purchased flour
Nonchocolate confectionery manf
Roasted nuts & peanut butter manf
Seafood product preparation and packaging
Spice & extract manf
Tortilla manf

Section III: Cluster Details with Linkages

Cluster Number

101

Cluster Status:

EMERGING

Cluster Name

Hotels and Transportation Services

Technology Content:

NONE

Number of Establishments

2001 Q1	2007 Q1	% Change
703	757	7.68

Region's Average Wage (07Q1)>Cluster Wage
\$32,192

Average Wage

22,347	27,994	25.27
--------	--------	-------

Total Employment

5,164	6,506	25.99
-------	-------	-------

Solid Line

Cluster membership

Dashed Line

Gaps in cluster

Key Suppliers

Core Industries

Key Customers

Truck transportation
Real estate
Scenic and sightseeing trans and support activities for transaction
Services to buildings and dwellings
Maintenance and repair of nonresidential buildings
Insurance carriers
Wholesale trade
Power generation and supply
Employment services

Air transportation
Water transportation
Truck transportation
Transit and ground passenger transporta
Warehousing and storage
Real estate
Travel arrangement and reservation serv
Services to buildings and dwellings
Fitness and recreational sports centers
Bowling centers
Other amusement- gambling- and recreati
Hotels and motels- including casino hot
Other accommodations

Automobile and light truck manufacturing
Truck transportation
Real estate
Scientific research and development services
Motor vehicle parts manufacturing
Other snack food manufacturing
Secondary smelting and alloying of aluminum
Food services and drinking places

Blankbook & looseleaf binder manf
Stationery & related product manf

Section III: Cluster Details with Linkages

Cluster Number

111

Cluster Name

Management, Higher Education and Hospitals

Cluster Status:

STAR

Technology Content:

Technology-Intensive

Region's Average Wage (07Q1) < Cluster Wage

\$32,192

Number of Establishments

2001 Q1	2007 Q1	% Change
164	186	13.41

Average Wage

39,146	36,962	-5.58
--------	--------	-------

Total Employment

6,825	4,131	-39.47
-------	-------	--------

Solid Line

Cluster membership

Dashed Line

Gaps in cluster

Key Suppliers

Core Industries

Key Customers

Real estate
 Glass and glass products, except glass containers
 Employment services
 Maintenance and repair of nonresidential buildings
 Services to buildings and dwellings
 Telecommunications
 Legal services
 Other ambulatory health care services

Pharmaceutical and medicine manufacturi
 Scenic and sightseeing transportation a
 Scientific research and development ser
 Veterinary services
 All other miscellaneous professional an
 Colleges- universities- and junior coll
 Other educational services
 Other ambulatory health care services
 Civic- social- professional and similar

Automobile and light truck manufacturing
 Motor vehicle parts manufacturing
 Truck transportation
 Other ambulatory health care services
 Toilet preparation manufacturing
 Cattle ranching and farming



Section III: Cluster Details with Linkages

Cluster Number

112

Cluster Status:

STAR

Cluster Name

Construction

Technology Content:

Little (14 Percent)

2001 Q1	2007 Q1	% Change
---------	---------	----------

Region's Average Wage (07Q1) > Cluster Wage

Number of Establishments

764	882	15.45
-----	-----	-------

\$32,192

Average Wage

25,443	28,196	10.82
--------	--------	-------

Total Employment

5,494	6,313	14.91
-------	-------	-------

Solid Line

Cluster membership

Dashed Line

Gaps in cluster

Key Suppliers

Core Industries

Key Customers

Architectural and engineering services

Sawmills

Motor vehicle and parts dealers

Wholesale trade

Truck transportation

General merchandise stores

Wholesale trade

Wood kitchen cabinet and countertop manufacturing

Food and beverage stores

Maintenance and repair of farm and nonf

Maintenance and repair of nonresidentia

Other maintenance and repair constructi

Manufactured home- mobile home- manufac

Paint and coating manufacturing

Wiring device manufacturing

Scientific research and development services

Other state and local government enterprises

Real estate

State and local government electric utilities

Motor vehicle parts manufacturing

AC, refrigeration, and forced air heating

Food services and drinking places

Wholesale trade

Section III: Cluster Details with Linkages

Cluster Number

121

Cluster Name

Arts and Media

Cluster Status:

TRANSFORMING

Technology Content:

NONE

Region's Average Wage (07Q1) > Cluster Wage

\$32,192

Number of Establishments

2001 Q1	2007 Q1	% Change
19	21	10.53

Average Wage

16,582	19,088	15.11
--------	--------	-------

Total Employment

159	177	11.32
-----	-----	-------

Solid Line

Cluster membership

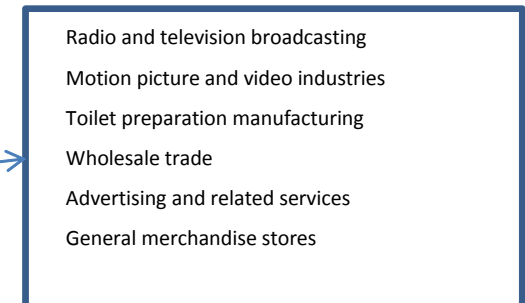
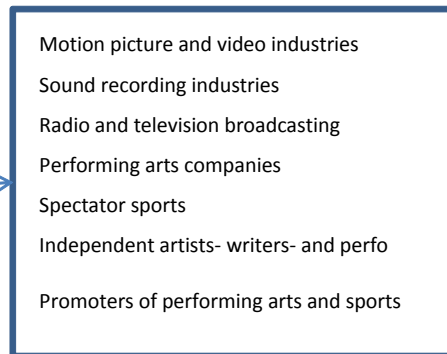
Dashed Line

Gaps in cluster

Key Suppliers

Core Industries

Key Customers



Section III: Cluster Details with Linkages

Cluster Number

131

Cluster Name

Financial Services and Insurance

Cluster Status:

EMERGING

Technology Content:

NONE

Region's Average Wage (07Q1) < Cluster Wage
\$32,192

Number of Establishments

2001 Q1	2007 Q1	% Change
248	306	23.39
33,714	45,948	36.29
2,364	3,042	28.68

Average Wage

Total Employment

Solid Line

Cluster membership

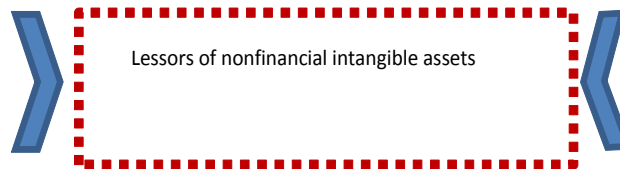
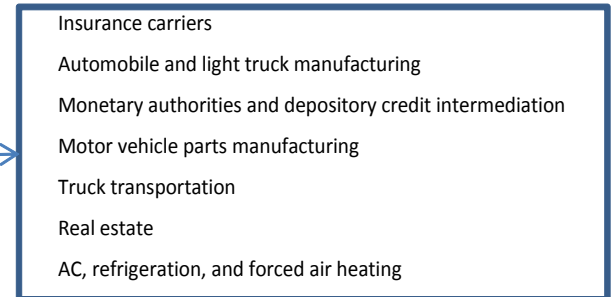
Dashed Line

Gaps in cluster

Key Suppliers

Core Industries

Key Customers



Section III: Cluster Details with Linkages

Cluster Number

132

Cluster Name

Information Services

Cluster Status:

EMERGING

Technology Content:

Semi-Technology Intensive (50 percent)

Region's Average Wage (07Q1) < Cluster Wage

\$32,192

Number of Establishments

2001 Q1	2007 Q1	% Change
117	133	13.68
39,368	45,655	15.97
2,406	2,680	11.39

Average Wage

Total Employment

Solid Line

Cluster membership

Dashed Line

Gaps in cluster

Key Suppliers

Core Industries

Key Customers

Telecommunications
 Architectural and engineering services
 Accounting and bookkeeping services
 Real estate
 Employment services
 Household goods repair and maintenance
 Monetary authorities and depository credit intermediation

Telecommunications
 Information services
 Data processing services
 Custom computer programming services
 Computer systems design services
 Other computer related services- includ
 Photographic services
 Investigation and security services
 Electronic equipment repair and mainten

Telecommunications
 Motor vehicle parts manufacturing
 Scientific research and development services
 Wholesale trade
 AC, refrigeration, and forced air heating
 Waste management and remediation services
 Scientific research and development services
 Truck transportation
 Real estate
 Data processing services
 Automobile and light truck manufacturing

Software publishers

Section III: Cluster Details with Linkages

Cluster Number

141

Cluster Name

Wood Building Products and processing

Cluster Status:

MATURE

Technology Content:

NONE

Region's Average Wage (07Q1)>Cluster Wage
\$32,192

Number of Establishments

2001 Q1	2007 Q1	% Change
163	157	-3.68

Average Wage

22,490	26,101	16.06
---------------	---------------	--------------

Total Employment

2,373	2,769	16.69
-------	-------	-------

Solid Line

Cluster membership

Dashed Line

Gaps in cluster

Key Suppliers

Core Industries

Key Customers

- Logging
- Sawmills
- Truck transportation
- Wholesale trade
- Agriculture and forestry support activities
- Monetary authorities and depository credit intermediation
- Power generation and supply
- Cut stock, resawing lumber, and planing

- Logging
- Sawmills
- Wood preservation
- Engineered wood member and truss manufa
- Wood windows and door manufacturing
- Cut stock- resawing lumber- and planing
- Other millwork- including flooring
- Wood container and pallet manufacturing
- Prefabricated wood building manufacturi
- Miscellaneous wood product manufacturin
- Wood kitchen cabinet and countertop man
- Upholstered household furniture manufac
- Nonupholstered wood household furniture
- Other household and institutional furni

- Sawmills
- Cut stock, resawing lumber, and planing
- Logging
- Other millwork, including flooring
- Wood container and pallet manufacturing
- Distilleries
- Office supplies, except paper, manufacturing
- Waste management and remediation services
- Glass and glass products, except glass containers
- Burial casket manufacturing

- Brick & structural clay tile manf
- Ceramic wall & floor tile manf
- Concrete block & brick manf
- Concrete pipe manf
- Enameled iron & metal sanitary ware manf
- Other major household appliance manf
- Prefabricated metal buildings & components
- Reconstituted wood product manf
- Switchgear & switchboard apparatus manf
- Veneer & plywood manf
- Wood office furniture manf

Section III: Cluster Details with Linkages

Cluster Number

151

Cluster Name

Breweries and Distilleries

Cluster Status:

MATURE

Technology Content:

Negligable (3 percent)

Region's Average Wage (07Q1) < Cluster Wage

\$32,192

Number of Establishments

2001 Q1	2007 Q1	% Change
11	14	27.27

Average Wage

28,176 42,320 50.20

Total Employment

1,252 853 -31.87

Solid Line

Cluster membership

Dashed Line

Gaps in cluster

Key Suppliers

Core Industries

Key Customers

Wholesale trade
Truck transportation
Toilet preparation manufacturing
Plastics plumbing fixtures and all other plastics products
Scientific research and development services
Wood container and pallet manufacturing
Advertising and related services
Wholesale trade
Other state and local government enterprises
Commercial printing
Distilleries

Fruit and vegetable canning and drying
Soft drink and ice manufacturing
Wineries
Distilleries
Toilet preparation manufacturing

Toilet preparation manufacturing
Distilleries
Personal care services
Soft drink and ice manufacturing
Food services and drinking places
Other snack food manufacturing
Services to buildings and dwellings
Scientific research and development services

Books printing
Breweries

Section III: Cluster Details with Linkages

Cluster Number

161

Cluster Name

Printing and Publishing

Cluster Status:

STAR

Technology Content:

NONE

Region's Average Wage (07Q1) > Cluster Wage

\$32,192

Number of Establishments

2001 Q1	2007 Q1	% Change
33	39	18.18

Average Wage

22,373 24,415 9.13

Total Employment

755 893 18.28

Solid Line

Cluster membership

Dashed Line

Gaps in cluster

Key Suppliers

Core Industries

Key Customers

- Truck transportation
- Wholesale trade
- Printing machinery and equipment manufacturing
- Real estate
- Commercial printing
- Postal service
- Information services
- Periodical publishers
- Other state and local government enterprises
- Telecommunications

- Commercial printing
- Sign manufacturing
- Newspaper publishers
- Periodical publishers
- Book publishers
- Database- directory- and other publishe

- Wholesale trade
- Scientific research and development services
- Toilet preparation manufacturing
- General merchandise stores
- Civic, social, professional and similar organizations
- Motor vehicle and parts dealers

- Books printing
- Cable networks & program distribution
- Prepress svcs

Section III: Cluster Details with Linkages

Cluster Number

171

Cluster Name

Farming

Cluster Status:

MATURE

Technology Content:

NONE

Region's Average Wage (07Q1)>Cluster Wage

\$32,192

Number of Establishments

2001 Q1	2007 Q1	% Change
56	69	23.21

Average Wage

17,865 22,539 26.16

Total Employment

878 1,010 15.03

Solid Line

Cluster membership

Dashed Line

Gaps in cluster

Key Suppliers

Core Industries

Key Customers

Greenhouse and nursery production
Pesticide and other agricultural chemical manufacturing
Real estate
Agriculture and forestry support activities
Plastics plumbing fixtures and all other plastics products
All other crop farming

Oilseed farming
Grain farming
Vegetable and melon farming
Fruit farming
Greenhouse and nursery production
Tobacco farming
Cotton farming
All other crop farming

Cattle ranching and farming
Services to buildings and dwellings
Animal production, except cattle and poultry and eggs
Other snack food manufacturing
Greenhouse and nursery production
All other crop farming
Poultry and egg production

Fishing
Phosphatic fertilizer manf
Sugarcane & sugar beet farming
Tree nut farming

Thank You!

Questions?