



# Using *America: History and Life* and *Historical Abstracts*

*America: History and Life* covers the history of the United States and Canada from prehistory to the present. It indexes over 2,000 journals from all over the world and contains abstracts for most articles. It also includes book and media reviews and dissertations.

*Historical Abstracts* covers world history (excluding the US and Canada) from 1450 to present. There are abstracts or annotated references from over 2,000 refereed journals, as well as book reviews and dissertations.

## Simple Searching

1. Enter one or more keywords into the **Keyword** box. This will search all fields of a record.


[Keyword](#)

It is not necessary to join words with AND.

2. You may also search for works by a particular **author** or in a specific **journal**.
3. Press **Search**.

## Advanced Searching

### Subject Searching

1. To locate an official subject heading, click the magnifying glass icon  next to the Subject search box.

2. Enter a word or phrase that describes your topic and click **Find Term**.

Your word (or its closest alphabetical equivalent) will appear along with the number of records it appears in. To search with one or more terms listed, place a check mark beside them and click Paste Terms.

Click [Paste Terms](#) to add checked te


[View the previous group of terms](#)

- War of 1812. (827)
- War of 1812 (antecedents). (5)
- War of 1812 (battles). (1)
- War of 1812 (causes). (2)
- War of 1812 (opposition). (1)
- War of 1812 (regimental histories). (2)
- War of 1812 (review article). (7)
- War of Jenkins' Ear. (13)
- War of the Bavarian Succession. (1)

You may also scroll through the alphabetical listing of subject terms.

3. After pasting subject terms, you will be returned to the search page with your subject terms filled in. Press Search.

### Time Period Searching



1. Locate articles about a particular time period by clicking on the magnifying glass  next to the Time Period search box.

- 1760D (7599)
- 1770D (16011)
- 1780D (21389)
- 1790D (21845)
- 1800D (11945)
- 1800H (207880)


2. Select time period by decades (ex., 1780D) or by hundred year periods (ex., 1800H). Numbers to the right indicate total number of articles about the time period.

3. Click [Paste Terms](#) to return to search screen.

## Viewing Results

- Results are listed in reverse chronological order, with the most recent item appearing first.
- The short entry lists title, author, and source. To see the abstract (summary), subject headings, and other data, click .
- To scroll through records, click .

## Print or email records

- Place a check mark next to the records you want and click  from the menu on the left.
- From the Output screen, select Full Entry or Short Entry, All Results or Tagged Results, and ASCII or Tab-Delimited Display.
- To **print**, click **Submit** and then select print from the browser File menu.
- To **email**, fill out the email form and click **Submit**.

## Finding Full Text

**Some** full text is linked within the database. If you see [Link to full text at JSTOR](#) or something similar, click it to download the full text. You will need Adobe Acrobat reader to download text.

If you do not see this link, follow these instructions.

1. Within the record, click the link for **Linkfinder**.
2. A new window like this will open.

**No full text articles were found.**

<b>Library catalogs</b>	<b>Interlibrary Loan</b>
<a href="#">Voyager: check Walker Library holdings (ISSN)</a>	<a href="#">ILL request, if no holdings available</a>

[Edit Citation - Staff Use](#)

3. If links to full text appear, follow them. If No full text articles were found, click the **Voyager** link to automatically search the library's catalog for the journal.
4. If you find the journal in the catalog, pay attention to the location and holdings information for the year you need. Some journals may be located in places other than periodicals.